

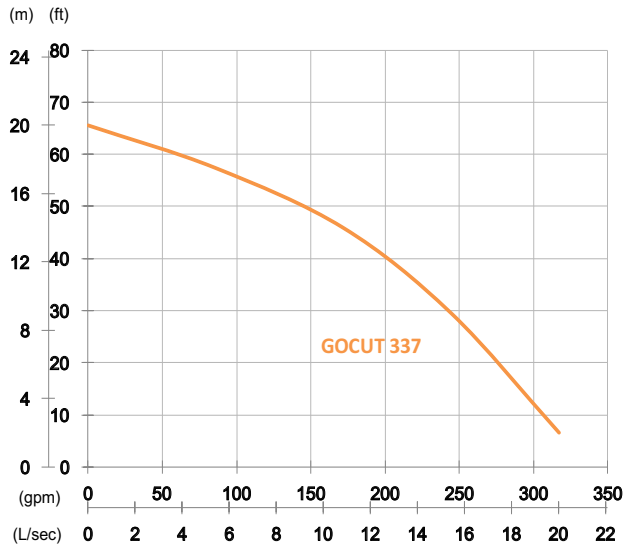
GOCUT Series, these cutter pumps are designed for handling raw sewage and for various wastewater treatments. The cutting mechanism consists of a chopper plate and a tungsten carbide alloy tipped onto each vane of the semi-open channel impeller. The device shreds fibrous materials into small pieces to prevent from clogging.

Sewage Pump

## GOCUT 337

Cutter Pump



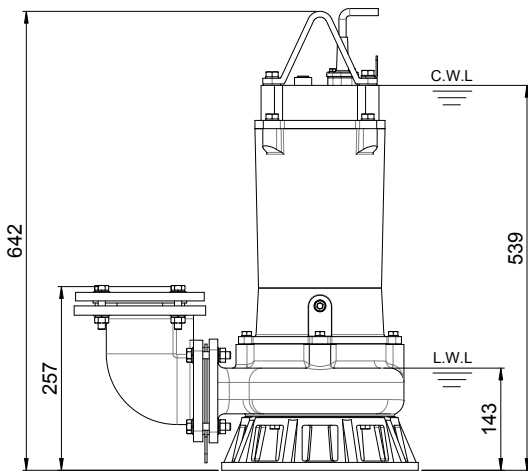
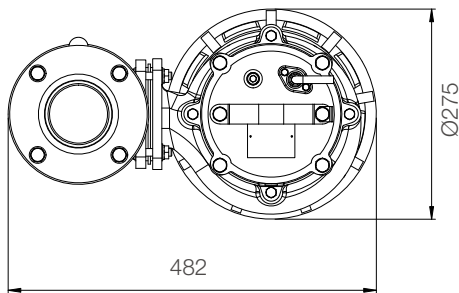


Shaft Speed : 3450 rpm

Outlet : 80mm, 3in

OUTPUT	HEAD	FLOW
3.7 kW	Rated : 14m, 46ft	Rated : 10.8 L/s, 172 gpm
5 HP	Max : 20m, 66ft	Max : 20 L/s, 317 gpm

Solid Passage : 37mm, 1.5in



unit : mm

Weight : 60kg / 132 lbs

Pump Type		Electric Submersible Pumps
		3-Phase
Motor	Type	Induction Motor
	Poles	2 Pole
	Insulation	Class F
	Protector	Circle Thermal Protector
	Starter	D.O.L.
Lubricant		Food Grade (ISO VG32)
Impeller Type		Semi-Open Channel Cutter
Shaft Seal		Double Mechanical Seal
		Silicon Carbide VS Ceramic / Carbon
Bearings		C3 Shielded ball bearings
Cable		PVC (CSA Certified) / H07RN-F
		10m (33ft) or longer upon request.
Materials	Pump Casing	Gray Iron
	Impeller	Gray Iron
	Motor Frame	Gray Iron
	Motor Shaft	Stainless Steel
Max. Liquid Temperature		40°C (104°F)
Max. Submersion Depth		20m (66ft)
pH Range		pH 5 - pH 8
Guide Rail		GRF-03